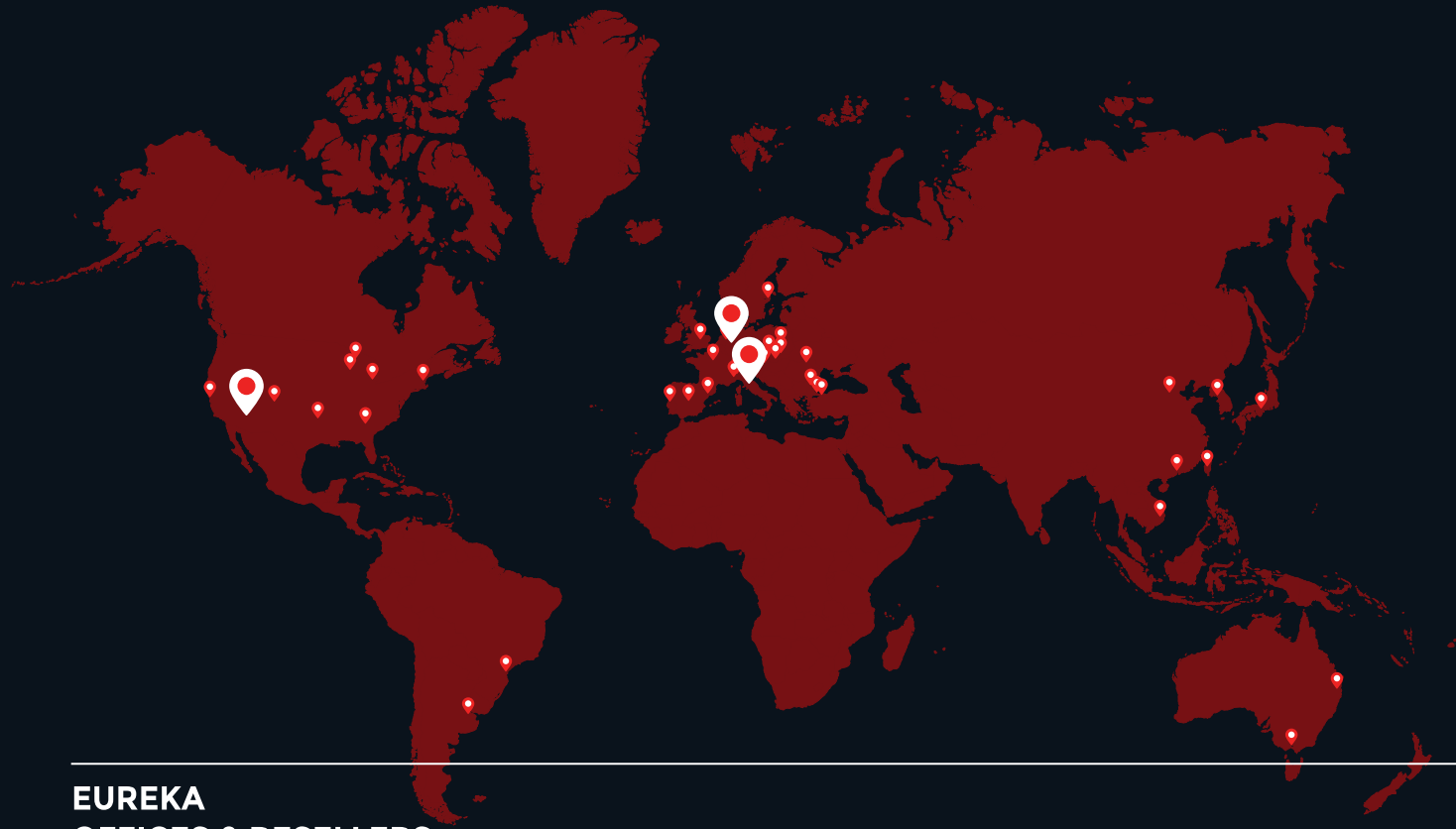


ROBORIS Our Experience at Service

Founded in 2001, **Roboris** develops **Eureka Virtual Machining**, an innovative application for simulating **CNC** Machine Tools and programming **Robots** (through **CAD/CAM**). All Roboris software is designed and

developed internally, allowing for in-depth **customization** at any level. Roboris is headquartered in Ospedaletto (Pisa, Italy), in the heart of western Tuscany.



EUREKA OFFICES & RESELLERS

ITALY

Roboris Srl (Headquarters):
Via Sterpulino 1G - 56121
Ospedaletto (Pisa)

Phone +39 050 866 5248
Fax +39 050 866 5162

Email: info@roboris.it

GERMANY

Roboris Deutschland GmbH
Sienstraße 4
D-33428 Harsewinkel

Phone +49 (0) 5247 98 500 40
Fax +49 (0) 5247 98 500 41

Email: info@roboris-deutschland.de

USA

Roboris USA, LLC
P.O. Box 7114
Goodyear, AZ 85338

Phone: +1 (602) 394-3678

Email: info@roboris.com

www.roboris.com

All Registered names, Trademarks, and brand names are the property of their respective owners.

Copyright Roboris

Eureka
VIRTUAL MACHINING

Eureka
G-CODE

Simulation Software
for CNC Machines

**SIMULATION OF THE
POSTPROCESSED
NC PROGRAM**

**REALISTIC 3D
MACHINE SIMULATION**

**INTERACTIVE
EDITOR**

Powered by **ROBORIS**

Simulation Software for CNC Machines

Eureka integrates with other software applications through a rich set of COM based API's, compatible with the most popular programming languages to include **.NET, VB, C++, Delphi and VBScript.**

ACCURATE AND REALISTIC SIMULATION

Eureka simulates the **actual G-Code** to be sent to the machine, regardless of how it was created (manually or post processed from a CAD system).

With no additional customization, it emulates **all of the most popular CNC controls**, including Fanuc, Siemens, Heidenhain, Haas, Fagor, Okuma, MoriSeiki, Mazak, Fidia, Selca, Osai, Num and more.

Material removal is simulated in real-time, verifying errors like rapid motion contacts and collisions with the design model and fixtures.

COMPLETE ANALYSIS OF THE RESULTS

Dimensional analysis on the machined stock. Easily measure diameters, thickness and distances.

Comparisons between machined stock and CAD design model. Identify gouges and excess material in 3D to enable analysis from any point of view.

Export the machined stock as a high-quality 3D file compatible with any CAD system.

Standard and/or user defined reports in PDF or Excel formats.

Use reports to prepare quotes or optimize the machining process.

CAD/CAM AND TOOL DATA MANAGEMENT SYSTEMS INTEGRATION

Transfer machining toolpath, tools, stock, design model, origins and fixtures from your CAM system to Eureka with just the push of a button.

Supported systems:

- ALPHACAM
- GO2CAM
- TDM
- CAMWORKS
- HYPERMILL
- TEBIS
- CATIA
- MASTERCAM
- TOPSOLID
- CIMATRON
- NX
- VISI
- CREO
- POWERMILL
- WINTOOL
- EDGECAM
- PRO-MANUFACTURING
- WORKNC
- FEATURECAM
- RTM
- ZOLLER TMS
- ESPRIT
- SOLIDCAM
- ZW3D
- GIBBSCAM
- SUM3D

Eureka provides an advanced **tool assembly procedure**, which is very efficient when starting from 3D models of tool components. The tool components library is extended to **include any combination of cutting and non-cutting parts**, which simplifies using the tool assembly window.

Eureka is also useful for **training new personnel and teaching NC programming to students.**

NC programs for any kind of machine and control can be designed and verified with Eureka, even when the real machine is not available.

Eureka provides more than just simulation. It **analyzes machining results** under many scenarios to **detect and remove mistakes**, reduce production time, while providing machining process reports and time summary sheets.

MAIN FEATURES

- Simulation of multi-channel, mill-turn machines.
- Powerful integrated editor to make real-time modifications of the NC code directly in Eureka, then simulate again without restarting the process.
- Material removal simulation.
- Simulation of tool change, head change and pallet change.
- Emulation of all control functionalities:
 - G codes and M functions.
 - Coordinate systems.
 - Tool radius and length compensation.
 - Drilling cycles, multiple cycles.
 - Logical instructions.
- Real-time collision detection between all machine parts, stocks and fixtures.
- Interactive and automatic tools to insert or modify Approach and Retract movements between operations.
- Emulation of Probing Routines.
- Tool length optimization feature to calculate the minimum tool length for preventing collisions.
- Real-time visualization of coordinate systems and tool reference points.
- Verification of over-travel limits JOG and MDI functionalities.

Eureka saves production time eliminating the need to test the program on your machine. Potential errors such as collisions, over travels and gouging, can be easily detected ahead of time on your PC.

**Available for:
Windows XP/Vista/7/8/10
32 e 64 bit**

MULTI-CHANNEL MILL-TURN MACHINES

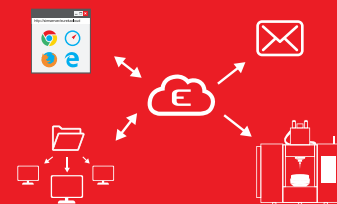
- Unlimited axes.
- Continuous 5-axis and simultaneous mill-turn machinings on different spindles and workpieces.
- Multiple repetitive cycles emulation (G71, G72 for Fanuc and CYCLE93-CYCLE95 for Siemens 840D).
- Mill-turn machining toolpaths using Z, X and C axes or Z, X and Y axes (G112 for Fanuc and TRANSMIT for Siemens840D).
- Automatic workpiece transfer to pick-off or sub-spindles.
- Accurate management of bar feeders and sliding headstock machines.

PRODUCTION MACHINES

- Machining simulation with multiple workpieces, pallets and program zeros.
- Accurate emulation of the Fanuc and Siemens G-codes including logic and mathematical functions.
- Tilted work planes simulation (G68.2, PLANE SPATIAL, CYCLE800).
- Simulation of tombstones, tool changes and probing cycles.
- Tools defined by parametric models, starting from a 2D profile or 3D model.
- Direct import of tools from CAD/CAM systems and from tool management applications.
- Import/Export of the presetting table in Excel format.

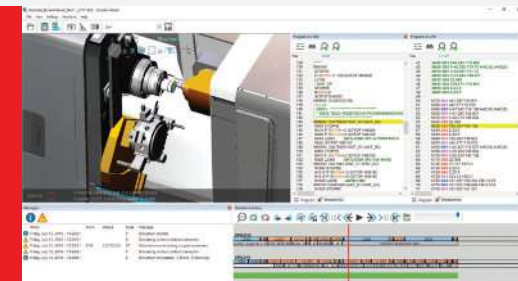
EUREKA PRIVATE CLOUD AUTOMATIC SIMULATION SERVICE

Eureka Cloud is a simulation service which provides a complete automation of the design-to-production workflow. Any CAD/CAM operator can simply export simulation jobs to a shared folder that is monitored by Eureka Cloud. Eureka Cloud will automatically simulate the new data and send results by email.



EUREKA VIEWER

Any simulation can be received and analyzed on any Windows Computer using Eureka Viewer, available free of charge. Ideal to be used in the shop floor or to share simulations with customers and suppliers.



5 Axis Gantry Machine with Head Change

Milling Machine with Roto-Tilting Table

Handling Multiple Work-Pieces

Mill-Turn Machine with any Turret/Head Configuration

Accurate simulation of Turning Tools

Comparison between Machined Stock and Finished Part

"Swiss CAM" Type Machine Simulation

Disc and Blade Tools Simulation

Realistic 3D Graphics

Unlimited Number of Axes and Heads